


# feature display rails & accessories

All 4 way Feature Rails have the facility to take a central telescopic sign holder or a variety of display forms.

Central adjuster for sign holder or display forms



Rails are supplied flat packed for transport and easy assembly



Our expert says

## Feature Rails

A range of competitively priced co-ordinate style rails. Each has fully height adjustable arms from 1220mm (48") to 1830mm (72") at 75mm (3") increments.

Made in 25mm (1") square chrome plated tube, units are supplied in flat pack form for easy self assembly.



supplied for self assembly




£45.00 each


GR1000 4 Way Straight Arm Rail. Each rail arm is 400mm (16") long **£45.00** each



GR1010 4 Way Sloping Ball Arm Rail **£45.00** each




GR1040 4 Way Stepped Arm Rail. Each rail arm 400mm (16") long with 170mm (7") step **£58.50** each



GR1020

GR1020 2 Way Straight Arm Rail. Each rail arm is 400mm (16") long **£37.00** each



GR1030

GR1030 2 Way Sloping Ball Arm Rail. Each rail arm has 8 hanger stops **£37.00** each

ROBERT MAY